

Statistics

Form name	sleval
Form title	
Number of questions	9
Total number of submissions	32

1. 1. The organization of the workshop was:

(Question type: Multiple-choice, select one)

Answer	Amount	Percentage	
1 Very Ineffective	0	0 %	<input type="text"/>
2	0	0 %	<input type="text"/>
3	0	0 %	<input type="text"/>
4	1	3.13 %	<input type="text"/>
5	1	3.13 %	<input type="text"/>
6	1	3.13 %	<input type="text"/>
7	1	3.13 %	<input type="text"/>
8	5	15.63 %	<input type="text"/>
9	8	25 %	<input type="text"/>
10 Very effective	15	46.88 %	<input type="text"/>
Number of respondents	32		

2. 2 The presentation of the workshop was:

(Question type: Multiple-choice, select one)

Answer	Amount	Percentage	
1 Very Ineffective	0	0 %	<input type="text"/>
2	0	0 %	<input type="text"/>
3	0	0 %	<input type="text"/>
4	0	0 %	<input type="text"/>
5	1	3.13 %	<input type="text"/>
6	3	9.38 %	<input type="text"/>
7	0	0 %	<input type="text"/>
8	4	12.50 %	<input type="text"/>
9	10	31.25 %	<input type="text"/>
10 Very effective	14	43.75 %	<input type="text"/>
Number of respondents	32		

3. 3. The content of the workshop was:

(Question type: Multiple-choice, select one)

Answer	Amount	Percentage	
1 Very Ineffective	0	0 %	<input type="text"/>

2	0	0 %	<input type="text"/>
3	0	0 %	<input type="text"/>
4	1	3.13 %	<input type="text"/>
5	2	6.25 %	<input type="text"/>
6	1	3.13 %	<input type="text"/>
7	1	3.13 %	<input type="text"/>
8	4	12.50 %	<input type="text"/>
9	5	15.63 %	<input type="text"/>
10 Very effective	18	56.25 %	<input type="text"/>
Number of respondents	32		

4. 4. Overall the workshop was:

(Question type: Multiple-choice, select one)

Answer	Amount	Percentage	
1 Very Ineffective	0	0 %	<input type="text"/>
2	0	0 %	<input type="text"/>
3	0	0 %	<input type="text"/>
4	0	0 %	<input type="text"/>
5	1	3.13 %	<input type="text"/>
6	3	9.38 %	<input type="text"/>
7	1	3.13 %	<input type="text"/>
8	5	15.63 %	<input type="text"/>
9	7	21.88 %	<input type="text"/>
10 Very effective	15	46.88 %	<input type="text"/>
Number of respondents	32		

5. 5. discuss with colleagues or students?

(Question type: Multiple-choice, select one)

Answer	Amount	Percentage	
1 Very Unlikely	0	0 %	<input type="text"/>
2	0	0 %	<input type="text"/>
3	0	0 %	<input type="text"/>
4	0	0 %	<input type="text"/>
5	2	6.25 %	<input type="text"/>
6	0	0 %	<input type="text"/>
7	4	12.50 %	<input type="text"/>
8	5	15.63 %	<input type="text"/>
9	5	15.63 %	<input type="text"/>
10 Very likely	16	50 %	<input type="text"/>

Number of respondents

32

6. 6. apply to improve teaching and learning?

☐ (Question type: Multiple-choice, select one)

Answer	Amount	Percentage	
1 Very Unlikely	0	0 %	<input type="text"/>
2	0	0 %	<input type="text"/>
3	3	9.38 %	<input type="text"/>
4	0	0 %	<input type="text"/>
5	3	9.38 %	<input type="text"/>
6	1	3.13 %	<input type="text"/>
7	11	34.38 %	<input type="text"/>
8	3	9.38 %	<input type="text"/>
9	4	12.50 %	<input type="text"/>
10 Very likely	7	21.88 %	<input type="text"/>
Number of respondents	32		

7. 7. use in other ways that might benefit SDSU?

☐ (Question type: Multiple-choice, select one)

Answer	Amount	Percentage	
1 Very Unlikely	2	6.25 %	<input type="text"/>
2	0	0 %	<input type="text"/>
3	1	3.13 %	<input type="text"/>
4	0	0 %	<input type="text"/>
5	4	12.50 %	<input type="text"/>
6	4	12.50 %	<input type="text"/>
7	6	18.75 %	<input type="text"/>
8	4	12.50 %	<input type="text"/>
9	6	18.75 %	<input type="text"/>
10 Very likely	5	15.63 %	<input type="text"/>
Number of respondents	32		

8. Consent to use the information you've provided on this form.


We are collecting data in order to understand issues and concerns around using Second Life in education and research at SDSU. The data collected will be used in the following presentation, a paper with the same focus, and to make recommendations to SDSU constituents interested in using Second Life.

Aurilio, S. (2008, January). Introducing university faculty and instructional staff to second life: A pilot initiative. EDUCAUSE Learning Initiative Annual Meeting. San Antonio, Texas.

Select YES and you'll be taken to another screen to complete the consent form. (You'll still have the opportunity to decline to participate).



Press SUBMIT and you'll exit the form. We will not use your information in our study.

(Question type: Multiple-choice, select one)

Answer	Amount	Percentage	
YES	24	100 %	
Number of respondents	24		

9. Please choose one:

(Question type: Multiple-choice, select one)

Answer	Amount	Percentage	
I consent to the investigators using the information I've provided in this form.	24	100 %	
I decline.	0	0 %	
Number of respondents	24		